



Schwienbacher Abbruch Technik

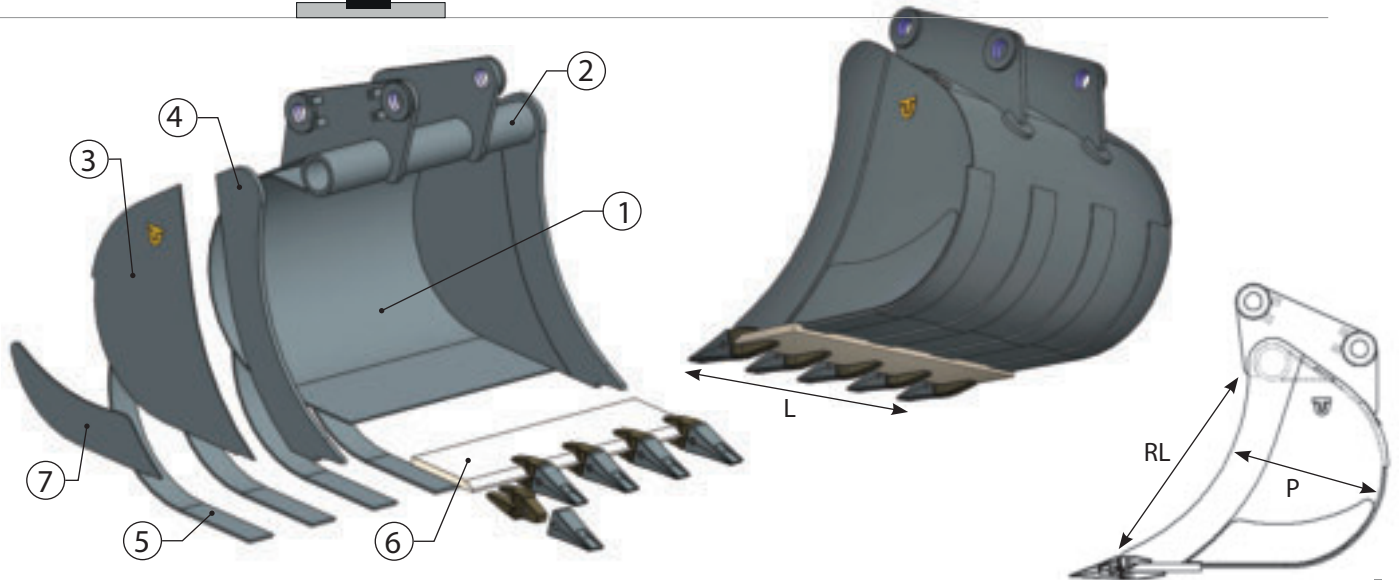
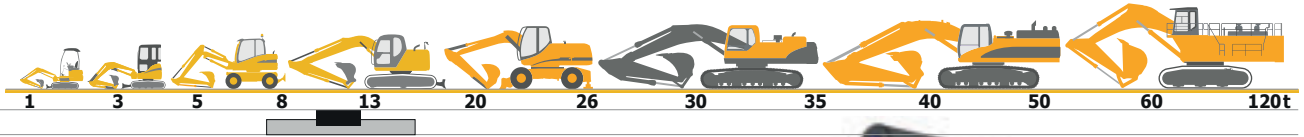
Werkstatt • Lager • Service seit 1977

D-82229 Seefeld (bei München)

Graf-Toerring-Seefeld-Strasse 9b / 17

Tel. 08152 / 998 969-0 Fax.- 9

T.50 STANDARDLÖFFEL *optimal** für Bagger von 9,6 bis 12,5 to



| Classe Class | Codice Code | L mm | Cap. SAE Lt | Denti n° Teeth | Peso Kg Weight | RL mm | P mm | CAT J220 | FEURST FK3 TLR | ESCO U20 S |
|---------------------------|----------------|---------|----------------|-------------------|-------------------|----------|-------------|-------------|-------------------|---------------|
| T.50 9,6 - 12,5 ton | WSD050-030 | 300 | 80 | 2 | 164 | 805 | 530 | 1.336,00 | 1.458,00 | 1.540,00 |
| | WSD050-040 | 400 | 123 | 3 | 184 | | | 1.482,00 | 1.616,00 | 1.774,00 |
| | WSD050-050 | 500 | 168 | 3 | 207 | | | 1.664,00 | 1.816,00 | 1.960,00 |
| | WSD050-060 | 600 | 215 | 4 | 227 | | | 1.732,00 | 1.888,00 | 2.112,00 |
| | WSD050-070 | 700 | 263 | 4 | 253 | | | 1.844,00 | 2.012,00 | 2.230,00 |
| | WSD050-080 | 800 | 320 | 5 | 275 | | | 1.946,00 | 2.124,00 | 2.332,00 |
| | WSD050-090 | 900 | 370 | 5 | 302 | | | 2.044,00 | 2.230,00 | 2.550,00 |
| | WSD050-100 | 1000 | 421 | 5 | 325 | | | 2.240,00 | 2.444,00 | 2.754,00 |
| | WSD050-110 | 1100 | 473 | 6 | 340 | | | 2.336,00 | 2.548,00 | 2.936,00 |
| | WSD050-120 | 1200 | 525 | 6 | 360 | | | 2.496,00 | 2.724,00 | 3.102,00 |
| | | 1 | 2 | 3 | 4 | 5 | 6 | 7 | 8 | |
| Materiale | Material | S355 | S355 | S355 | S355 | S355 | EN 250 | S355 | / | |
| Spessore | Thickness | 6 mm | 127 x 14 mm | 6 mm | 20 mm | 8 mm | 250 x 25 mm | 6 mm | / | |



Schwiebacher Abbruch Technik

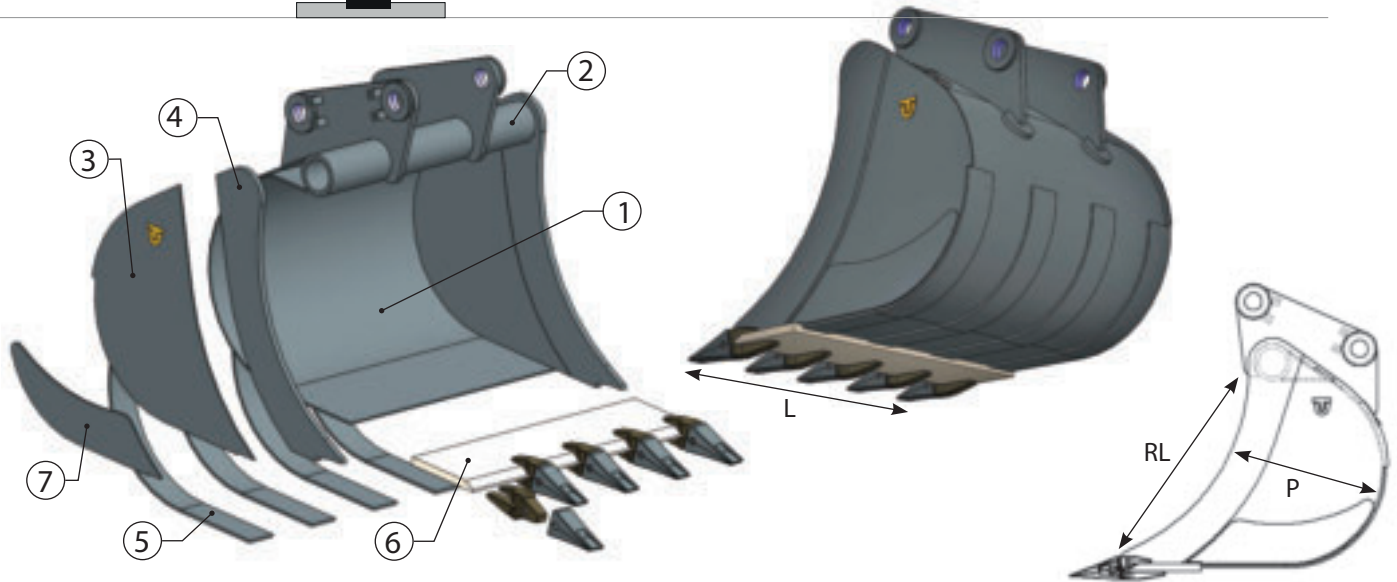
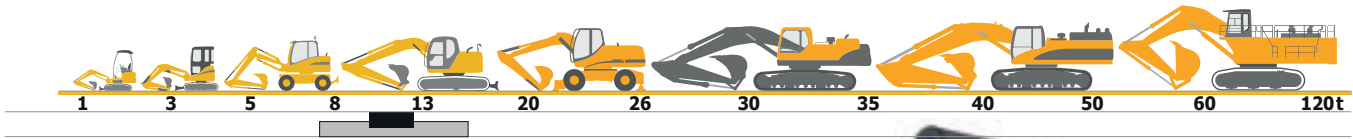
Werkstatt • Lager • Service seit 1977

D-82229 Seefeld (bei München)

Graf-Toerring-Seefeld-Strasse 9b / 17

Tel. 08152 / 998 969-0 Fax.- 9

T.50 STANDARDLÖFFEL *optimal** für Bagger von 9,6 bis 12,5 to



T.50 * *optimal* = für Bagger von 9,6 bis 12,5 t mit Standard-Ausrüstung.

AKERMANN H 3B * **ATLAS** 1104, 1204 * **BENATI** 3.12R * **BENFRA** 3R, 3C * **BOBCAT** 444 * **CASE** WX 120, 488 * **CATERPILLAR** 311 FLRR * **COSMOTER** BAT10 0 * **EUROMACH** 9000, 9500 * **FIAT HITACHI** FH 115W, FH 120W, EX 100, FH 115, FH 125W * **FIAT KOBELCO** E 115SR, EX 125W * **HYUNDAI** R 110LC7 * **JCB** JS 110, JZ 115, 100C, HYDROADIG 110W * **KOBELCO** SK 100, SK 115SR * **KOMATSU** PC 110R, PC 110R1, PW 110R, PW 118, PC 118, PC 118MR-8, PW 98MR-8, PW 118MR-8 * **LALTESI** 40/111 * **LIEBHERR** A 309, A 310, A 311, A 910CPT LIT * **Macmoter** M 12M/BW 110 * **MECALAC** 14 MX, 14 MBX, 12 MTX * **NEW HOLLAND** MH 2.6, MH 3.6, E 115SR * **O&K** MH 2.10/MH 3.5; PMI 450/810R/913 * **TEREX** HR 42, TW 110, TC 125 * **VENERI** VF 10.23D * **MF** 250 * **WACKER NEUSON** 11002 RD, 12002 RD, 1454, EW 100 * **YANMAR** Vio 100, SV 100-2, SV 100-2PB

geeignet = für Bagger von 7,5 bis 16 t je nach Ausrüstung.

Andere **Klassen/Größen** bedingt geeignet. Bei Bedarf bitte anfragen!



Schwienbacher Abbruch Technik

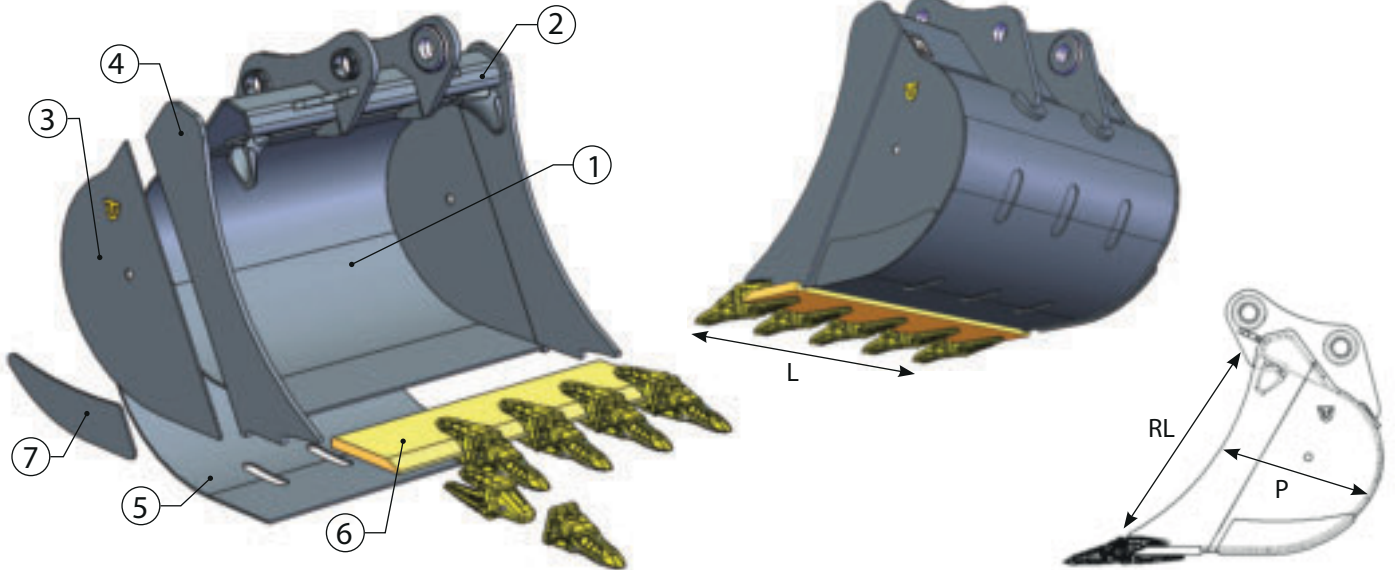
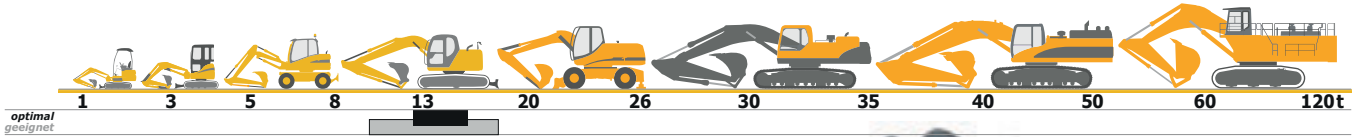
Werkstatt • Lager • Service seit 1977

D-82229 Seefeld (bei München)

Graf-Toerring-Seefeld-Strasse 9b / 17

Tel. 08152 / 998 969-0 Fax.- 9

T.55 STANDARDLÖFFEL *optimal** für Bagger von 12,6 bis 16 to



| Classe Class | Codice Code | L mm | Cap. SAE Lt | Denti n° Teeth | Peso Kg Weight | RL mm | P mm | CAT J250 | FEURST FK4 TLR | ESCO U25 S |
|--------------------------|----------------|---------|----------------|-------------------|-------------------|----------|-------------|-------------|-------------------|---------------|
| T.55 12,6 - 16 ton | WSD055-040 | 400 | 148 | 3 | 267 | 935 | 590 | 2.272,00 | 2.480,00 | 2.728,00 |
| | WSD055-050 | 500 | 203 | 3 | 291 | | | 2.390,00 | 2.610,00 | 2.830,00 |
| | WSD055-060 | 600 | 260 | 3 | 318 | | | 2.484,00 | 2.712,00 | 2.930,00 |
| | WSD055-070 | 700 | 325 | 4 | 364 | | | 2.694,00 | 2.940,00 | 3.268,00 |
| | WSD055-080 | 800 | 386 | 4 | 390 | | | 2.820,00 | 3.076,00 | 3.398,00 |
| | WSD055-090 | 900 | 448 | 4 | 416 | | | 2.980,00 | 3.252,00 | 3.622,00 |
| | WSD055-100 | 1000 | 511 | 5 | 448 | | | 3.140,00 | 3.426,00 | 3.848,00 |
| | WSD055-110 | 1100 | 575 | 5 | 476 | | | 3.268,00 | 3.566,00 | 3.978,00 |
| | WSD055-120 | 1200 | 640 | 5 | 501 | | | 3.376,00 | 3.684,00 | 4.090,00 |
| | WSD055-130 | 1300 | 706 | 5 | 536 | | | 3.490,00 | 3.810,00 | 4.326,00 |
| | | 1 | 2 | 3 | 4 | 5 | 6 | 7 | 8 | |
| Materiale | Material | S355 | S355 | S355 | S355 | S355 | HB 400 | S355 | / | |
| Spessore | Thickness | 8 mm | 12 mm | 8 mm | 20 mm | 8 mm | 270 x 32 mm | 8 mm | / | |

Info: 05/2021



Schwienbacher Abbruch Technik

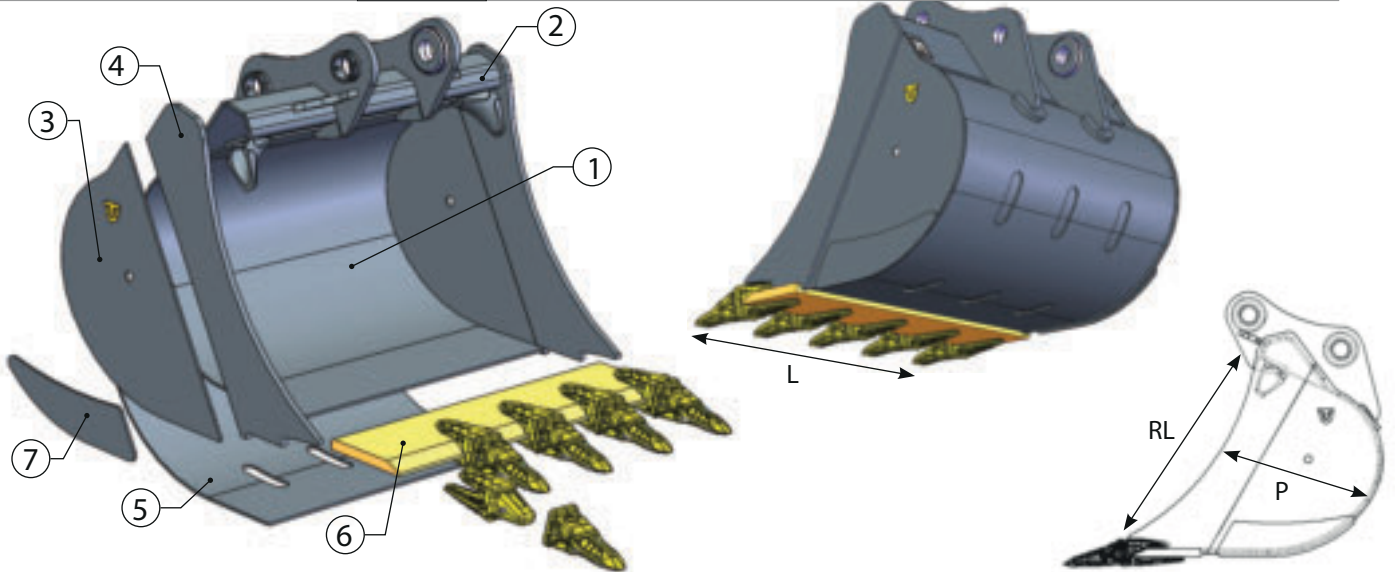
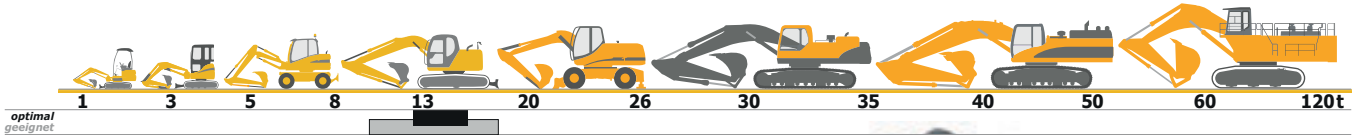
Werkstatt • Lager • Service seit 1977

D-82229 Seefeld (bei München)

Graf-Toerring-Seefeld-Strasse 9b / 17

Tel. 08152 / 998 969-0 Fax.- 9

T.55 STANDARDLÖFFEL *optimal** für Bagger von 12,6 bis 16 to



T.55 *optimal = für Bagger von 12,6 bis 16 t mit Standard-Ausrüstung.

AKERMANN H 52 * **ATLAS** 1302, 1304M, 1304LC, 1404M, 1404LC, 140 W, 150 W * **BENATI** 90, 120, 140, 145, 3.15, 3.16, 3.17 * **BENFRA** 4R, 4C, 5, 9.05, 9.06 * **CASE** 588, 9013, CX 130, CS 135SR, WX 125, WX 145, CX 130D, CX 145 DSR, WX 148, WX 150 * **CATERPILLAR** EB 120, 205, 206, M 312, M 313C/D, M 315, 311C/D, 312C/D, 314C/D, 211, 212, 312E, 313F, 313F LGC * **COSMOTER** BAT 12, 14 * **JON DEERE** 120D, 135D, 130G, 135G, 160 GLC, 160D * **DAEWOO DOOSAN** DH 130.2, S 110, S 130W-III, S 130LCV/DX, S 140WV/DX, S 160WV, S 140 LCV, S 150 LCV * **FAI** 1000 C, CH, GTH * **FIAT HITACHI** FH 120, FH 130.3, EX 135 * **FIAT KOBELCO** E 135, E 135SR, E 145W * **FORD** 42 * **Furukawa** W 625E, W 630, W 635, W 725LS, W 730LS * **HALLA** HE130W/H E 130LC * **HIDROMEK** HMK 140W, HMK 140, HMK 140LC, HMK 145 * **HITACHI** ZX 110, ZX 130, ZX 135US, ZX 130W, ZX 140W, ZW 145W, ZX 130-6, ZX 135US-6, ZX 130-5G, ZX 130LCN-6, ZX 140W-3F, ZX 140W-6, ZX 145W-6, ZX 160LC-5G, ZX 160LC-6 * **HYUNDAI** R 120W, R 125, R 130W-3, R 130LC-3, 140W-7/9, R 140LC-7/8/9, HX140L, HX 145LCR, R 145-9 * **JCB** JS 130, JS 130W, JS 140, JZ 140, JS 145W * **HYDROMAC** H 75 * **KOBELCO** SK 120, SK 135 SRLC, 903B, SK 140 SRLC-3, SK 140 SRLC-5, ED 160-3, ED 160-5 * **KOMATSU** PC 120, PC 130, PW 130-7, PC 138US-2, PW 148, PC 150.3, PC 138US-10, PC 138US-11, PW 148-8, PW 148-10, PW 160-8 * **LIEBHERR** R 310B, R 312, A 314, A 316, R 313, A 912 CPT LIT * **LATESI** 50, 221, 222 * **MECALAC** 714 MC, 714 MW, 714 MWE, 714 MCE * **NEW HOLLAND** MH 3.6, E 115 SR, E 145, E 135 SRLC/SRL, MH CITY, MH 4.6 * **SANY** SY 135C, SY 11W, SY 155U * **PMI** 700/8.15/8.17 * **Poclair** TCS 45, 60 * **ROCK** 75 * **SAMSUNG** SE 130LC.2, SE 130W.3 * **TAKEUCHI** TB 1140, TB 2150 * **VOLVO** EC/EW 130, EC 140B/C/E, EW 140B/C/D, EC 150, EW 160B/C, ECR 145C, ECR 145E, EWR 150E * **WACKER NEUSON** ET 145 *

geeignet = für Bagger von 8 bis 18 t je nach Ausrüstung.

Andere Klassen/Größen bedingt geeignet. Bei Bedarf bitte anfragen!

Info: 05/2021



Schwienbacher Abbruch Technik

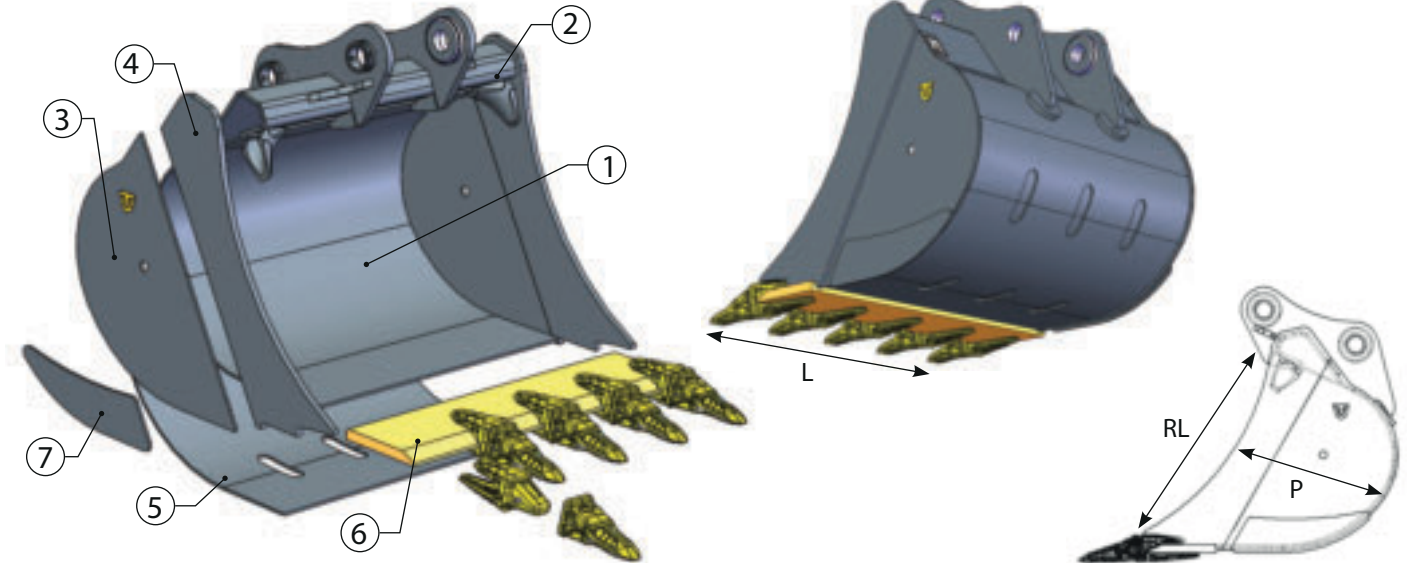
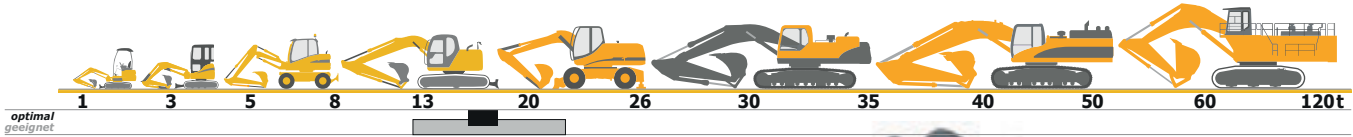
Werkstatt • Lager • Service seit 1977

D-82229 Seefeld (bei München)

Graf-Toerring-Seefeld-Strasse 9b / 17

Tel. 08152 / 998 969-0 Fax.- 9

T.60 STANDARDLÖFFEL *optimal** für Bagger von 16 bis 19 to



| Classe Class | Codice Code | L mm | Cap. SAE Lt | Denti n° Teeth | Peso Kg Weight | RL mm | P mm | CAT J300 | FEURST FK5 TLR | ESCO U30 S |
|------------------------|----------------|---------|----------------|-------------------|-------------------|----------|-------------|-------------|-------------------|---------------|
| T.60 16 - 19 ton | WSD060-040 | 400 | 170 | 3 | 323 | 1000 | 650 | 2.542,00 | 2.772,00 | 3.124,00 |
| | WSD060-050 | 500 | 232 | 3 | 345 | | | 2.638,00 | 2.878,00 | 3.224,00 |
| | WSD060-060 | 600 | 297 | 3 | 380 | | | 2.732,00 | 2.980,00 | 3.318,00 |
| | WSD060-070 | 700 | 374 | 4 | 438 | | | 2.894,00 | 3.158,00 | 3.650,00 |
| | WSD060-080 | 800 | 443 | 4 | 474 | | | 3.046,00 | 3.324,00 | 3.808,00 |
| | WSD060-090 | 900 | 514 | 4 | 500 | | | 3.248,00 | 3.544,00 | 4.096,00 |
| | WSD060-100 | 1000 | 586 | 5 | 545 | | | 3.450,00 | 3.766,00 | 4.384,00 |
| | WSD060-110 | 1100 | 660 | 5 | 578 | | | 3.514,00 | 3.836,00 | 4.452,00 |
| | WSD060-120 | 1200 | 734 | 5 | 610 | | | 3.654,00 | 3.988,00 | 4.600,00 |
| | WSD060-130 | 1300 | 809 | 6 | 662 | | | 3.852,00 | 4.202,00 | 4.962,00 |
| WSD060-140 | 1400 | 885 | 6 | 727 | 3.960,00 | 4.320,00 | 5.074,00 | | | |
| | | 1 | 2 | 3 | 4 | 5 | 6 | 7 | 8 | |
| Materiale Material | | S355 | S355 | S355 | S355 | S355 | HB 400 | S355 | / | |
| Spessore Thickness | | 8 mm | 18 mm | 8 mm | 20 mm | 8 mm | 270 x 32 mm | 8 mm | / | |



Schwiebacher Abbruch Technik

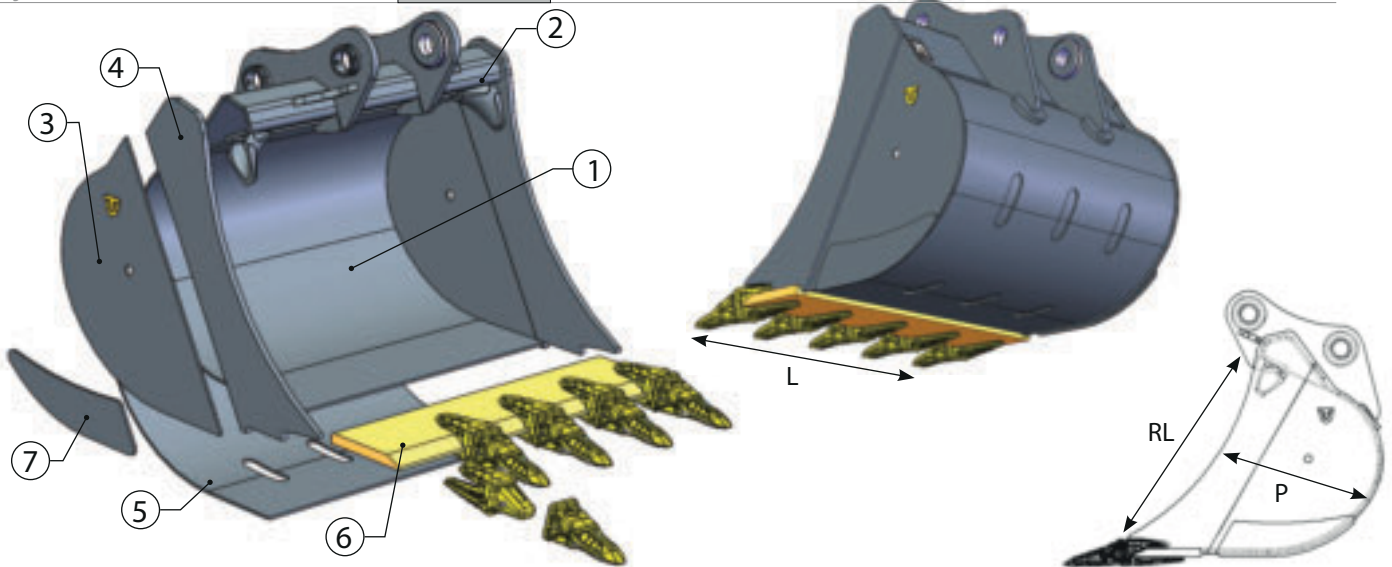
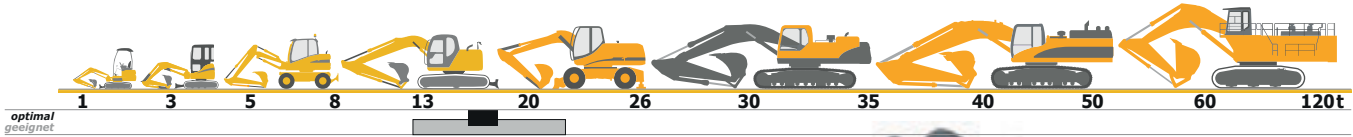
Werkstatt • Lager • Service seit 1977

D-82229 Seefeld (bei München)

Graf-Toerring-Seefeld-Strasse 9b / 17

Tel. 08152 / 998 969-0 Fax.- 9

T.60 STANDARDLÖFFEL *optimal** für Bagger von 16 bis 19 to



T.60 **optimal* = für Bagger von 16 bis 19 t mit Standard-Ausrüstung.

AKERMANN H75, H 7C * **ATLAS** 1604M, 1604LC, 1622, 160 W, 160 LC * **BENATI** 160, 3.18
 * **BENFRA** 6C, 7R, 7.07, 7.08, 9.07, 9.08, 9.20 * **CASE** 688, 688B, 788, CX 160, WX 165, WX
 170, CX 180, CX 160D, WX 168, CX 180D * **COSMOTER** BAT 16 * **CATERPILLAR** 211, 212,
 213B, 214, 214B, 315C/D, 317, 318, M316C/D, M318C/D, 215C/D, M315D, 314E LCR, 315F,
 316E/F * **JON DEERE** 180 GLC, 190 DW, 190 GW * **DAEWOO DOOSAN** DH 170, DH 180, DX
 160, DX 170, DX 180, DX 170III/V, S 175LCV, S 180WV, DX 190W, DX 165W-5, DX 170W-5, DX
 180LC-3, DX 180LC-5, DX 190W-3, DX 190W-5 * **FAI** 1100 * **FIATALLIS** FE 18 * **FIAT**
HITACHI FH 150.3, EX 165, FH 150W.2, FH 150W.3, EX 165W * **FIAT KOBELCO** E 165LC, E
 175W * **FORD** 44, 45 * **FURUKAWA** 635E * **HITACHI** ZX 160LC, ZX 180LC, ZX180W, ZX 170W-
 3F, ZX 170W-6, ZX 180LC-6, ZX 180LC-5G * **HYDROMAC** H 85 * **HYUNDAI** R 160LC-3/7/9, R
 170W-3/9, R 180LC-3/7/9, HW 160, HW 180, HX 160L, HX 180L * **JCB** JJS 150, JS 160LC, JS
 160W, JS 175W, JS 180LC, JZ 190, JS 160 * **KOBELCO** SK 150, SK 160LC, 904, 905B, SK 170LC
 * **KOMATSU** PC 160-7, PW 160-7, PW 170, PC 180-7, PW 180-7, PC 190, PC 170LC-10, PC
 170LC-11, PC 170LC-10 LGP, PW 160-10, PW 180-7, PW 180-10 * **LALTESI** 80, 341, 341HD
 * **LIEBHERR** A 900C, A 900B LIT, A 902 LIT, A 314 LIT, A 316 LIT, R 317, A 918, R 914 CPT LIT,
 A 916 LIT, A 918 CPT LIT, A 918 LIT, A 914 CPT LIT, A 914 LIT * **MF 350D, 350E** * **NEW**
HOLLAND E 175, MH PLUS, MH PLUS C, MH 5.6 * **O&K** RH 5/RH 5PLUS/RH 5 PMS/MH 5/MH
 5PMS/RH 5.5 * **PMI** 900, 8.18 * **POCLAIN** 61, 75, 688 * **ROCK** 100 * **SAMSUNG** SE 170W.3
 * **VOLVO** EC 160B/C, EC 170, EW 170, EC 180B/C, EW 180B/C, EW 160E, EC 160E, EW 180E, EC
 180E *

geeignet = für Bagger von 14 bis 23 t je nach Ausrüstung.

Andere **Klassen/Größen** bedingt geeignet. Bei Bedarf bitte anfragen!



Schwienbacher Abbruch Technik

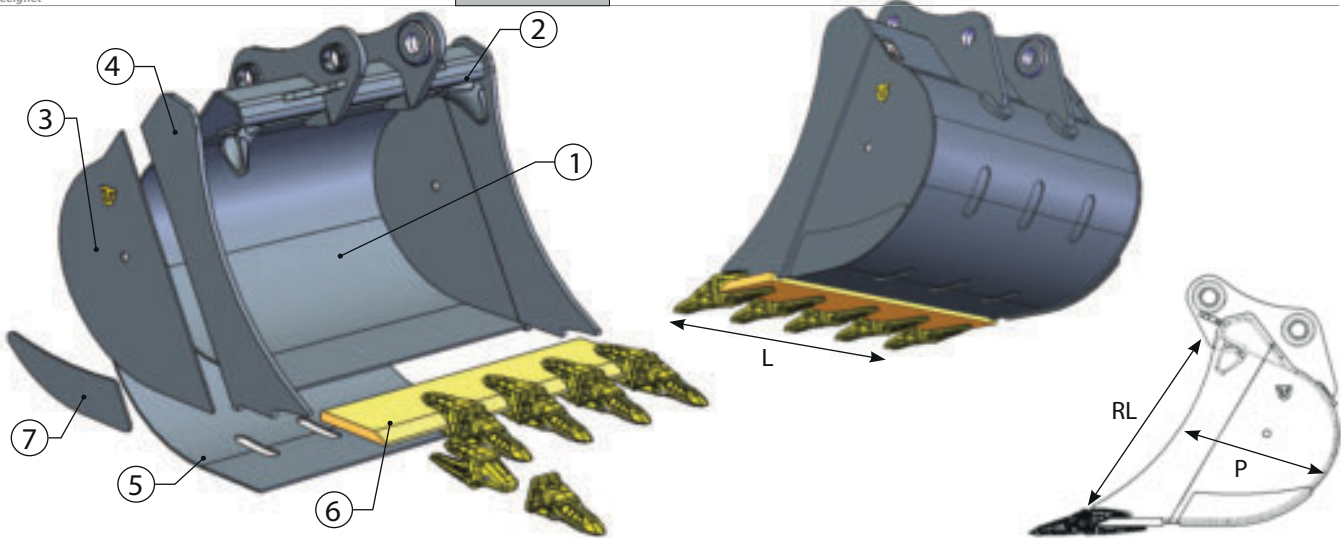
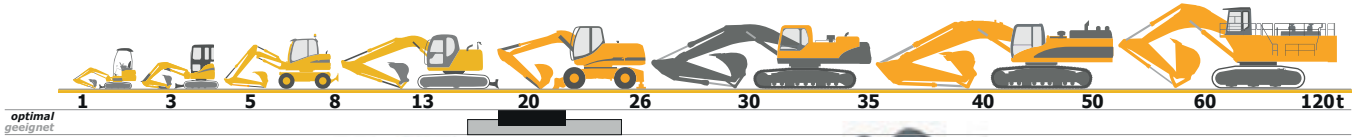
Werkstatt • Lager • Service seit 1977

D-82229 Seefeld (bei München)

Graf-Toerring-Seefeld-Strasse 9b / 17

Tel. 08152 / 998 969-0 Fax.- 9

T.65 STANDARDLÖFFEL *optimal** für Bagger von 19 bis 23 to



| Classe Class | Codice Code | L mm | Cap. SAE Lt | Denti n° Teeth | Peso Kg Weight | RL mm | P mm | CAT J300 | FEURST FK5 TLR | ESCO U30 S |
|------------------------|----------------|---------|----------------|-------------------|-------------------|----------|-------------|-------------|-------------------|---------------|
| T.65 19 - 23 ton | WSD065-040 | 400 | 207 | 3 | 388 | 1085 | 715 | 2.818,00 | 3.074,00 | 3.406,00 |
| | WSD065-050 | 500 | 283 | 3 | 405 | | | 2.958,00 | 3.228,00 | 3.552,00 |
| | WSD065-060 | 600 | 362 | 3 | 446 | | | 3.100,00 | 3.384,00 | 3.698,00 |
| | WSD065-070 | 700 | 443 | 3 | 504 | | | 3.244,00 | 3.540,00 | 3.848,00 |
| | WSD065-080 | 800 | 542 | 4 | 580 | | | 3.464,00 | 3.780,00 | 4.238,00 |
| | WSD065-090 | 900 | 628 | 4 | 603 | | | 3.630,00 | 3.960,00 | 4.406,00 |
| | WSD065-100 | 1000 | 715 | 5 | 675 | | | 3.790,00 | 4.136,00 | 4.574,00 |
| | WSD065-110 | 1100 | 804 | 5 | 714 | | | 3.942,00 | 4.302,00 | 4.810,00 |
| | WSD065-120 | 1200 | 895 | 5 | 753 | | | 4.088,00 | 4.460,00 | 5.044,00 |
| | WSD065-130 | 1300 | 986 | 5 | 792 | | | 4.278,00 | 4.668,00 | 5.242,00 |
| | WSD065-140 | 1400 | 1079 | 5 | 830 | | | 4.474,00 | 4.882,00 | 5.440,00 |
| | WSD065-150 | 1500 | 1171 | 6 | 882 | | | 4.762,00 | 5.196,00 | 5.904,00 |
| | WSD065-160 | 1600 | 1265 | 6 | 936 | | | 4.948,00 | 5.398,00 | 6.090,00 |
| | | 1 | 2 | 3 | 4 | 5 | 6 | 7 | 8 | |
| Materiale | Material | S355 | S355 | S355 | S355 | S355 | HB 400 | S355 | / | |
| Spessore | Thickness | 10 mm | 18 mm | 8 mm | 25 mm | 10 mm | 300 x 30 mm | 8 mm | / | |



Schwiebacher Abbruch Technik

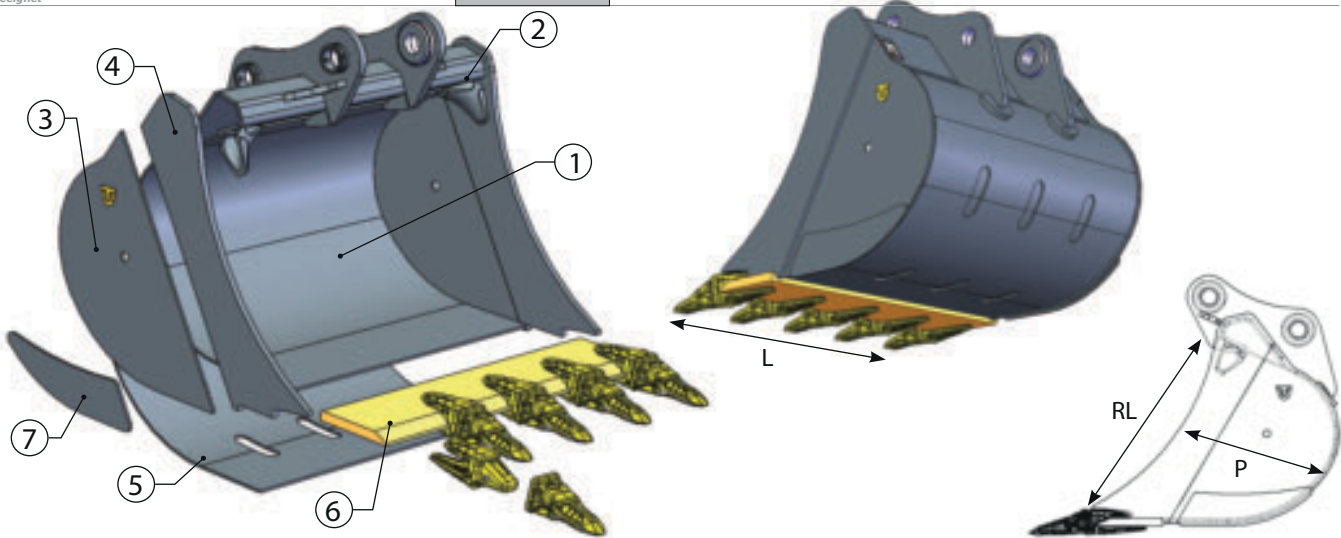
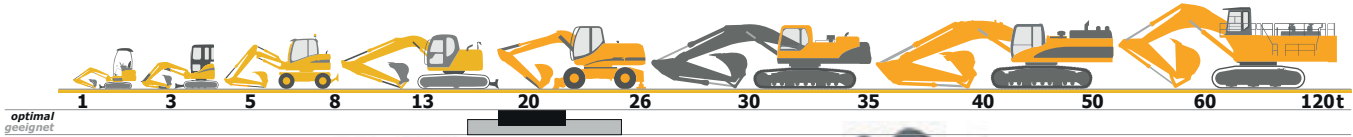
Werkstatt • Lager • Service seit 1977

D-82229 Seefeld (bei München)

Graf-Toerring-Seefeld-Strasse 9b / 17

Tel. 08152 / 998 969-0 Fax.- 9

T.65 STANDARDLÖFFEL *optimal** für Bagger von 19 bis 23 to



T.65 **optimal* = für Bagger von 19 bis 23 t mit Standard-Ausrüstung.

ATLAS 1702D, 1704D, 1704LC, 170 LC, 175 LCSR, 190 W, 190 LC, 215 LCSR

* **BENATI** 190CSB, 3.20, 3.21 * **BENFRA** 8C, 9.09 * **CASE** 888, 988, 9021, WX 185, WX 200, CX 210D, CX 225, CX 235, WX 218, CX 230D, CX 240D * **CATERPILLAR** 219C/D, 318B, 319C/D, M 320, M 322C/D, 320B/D, 321D, 323D, 318E, 318F, 323 ELN, 323 ESA

* **COSMOTER** 8, 9.09 * **JON DEERE** 200D, 220DW, 225D, 210 GLC * **DAEWOO DOOSAN** S 200WIII/V, DX 210WV, DH 220LC, S 220LCVIII/V, S 225LCV, DX 225, DX 235, DX 210W-5, DX 225LC-3, DX 235 LCR-5, DX 235 NLC-5 * **FAI** 1200/1300CH/GTH/1400/1500 * **FIATALLIS** FE 20 * **FIAT HITACHI** FH 200W.3, EX 200, EX 215, EX 235 * **FIAT KOBELCO** E 200SR, E 215E, E 235E, E 235SR * **FORD** 47 * **FURUKAWA** 640E/W 735LS/W 738LS * **HIDROMEK** HMK 200W, HMK 220, HMK 220LC * **HITACHI** ZX 190LC-6, ZX 190LCN-6, ZX 200LC-3G, ZX 190W-3F, ZX 190W-6, ZX 200LC-5G, ZX 210-6 * **HYDROMAC** H 95/H 105/H 115 * **HYUNDAI** R 200W, R 200LC, R 210LC-3/7/9, HW 210, HX 220L, R 210 NLC-7A * **JCB** JS 200W, JS 200LC, JS 210, JS 220, JS 235, JZ 235, JS 190, JS 220W * **KOBELCO** SK 200, SK 210LC, 907, SK 200SR, SK 180LC-10, SK 210H LC-10, SK 210LC-10, SK 230 SRLC-3 * **KOMATSU** PC 200, PC 228US-8, PW 210, PW 220-7, PC 230N-7/8, PC 210 LC/NLC-8, PC 228 USLC-10 * **LALTESI** 441HD

* **LIEBHERR** A 904C, A 904 LIT, A 912 LIT, A 914B, A 914 LIT, R 900B/C LIT, R 904 LIT, R 906, R 918 LIT, R 920 CPT LIT, R 920 LIT, A 920 LIT, A 924 LIT, R 922 LIT, A922 RAIL LIT, A 924 LIT * **MF** 822, 9.21, 9.22 * **NEW HOLLAND** E 215 E/LC, E 195 EL/LC, E 200 SR/SRLC, E 215C, E 226C, E 245C, MH 6.6, MH 8.6 * **O&K** RH 5/RH 5PLUS/RH 5 PMS/MH 5/MH 5PMS/RH 5.5

* **PMI** 900, 8.18 * **POCLAIN** 81, 888 * **ROCK** 130, 135 * **SANY** SY 135C, SY 11W, SY 155U

* **SAMSUNG** SE 210LC.3, SE 210W.2 * **TEREX** TC 210LC, TC 210NLC, TC 225LC, TC 225NLC

* **VOLVO** EC 200, EW 200, EC 210B/C, EC 230, EW 230, EC 235C, ECR 235C, EW 210D, EC 220E

geeignet = für Bagger von 17 bis 26 t je nach Ausrüstung.

Andere **Klassen/Größen** bedingt geeignet. Bei Bedarf bitte anfragen!

Info: 05/2021



Schwienbacher Abbruch Technik

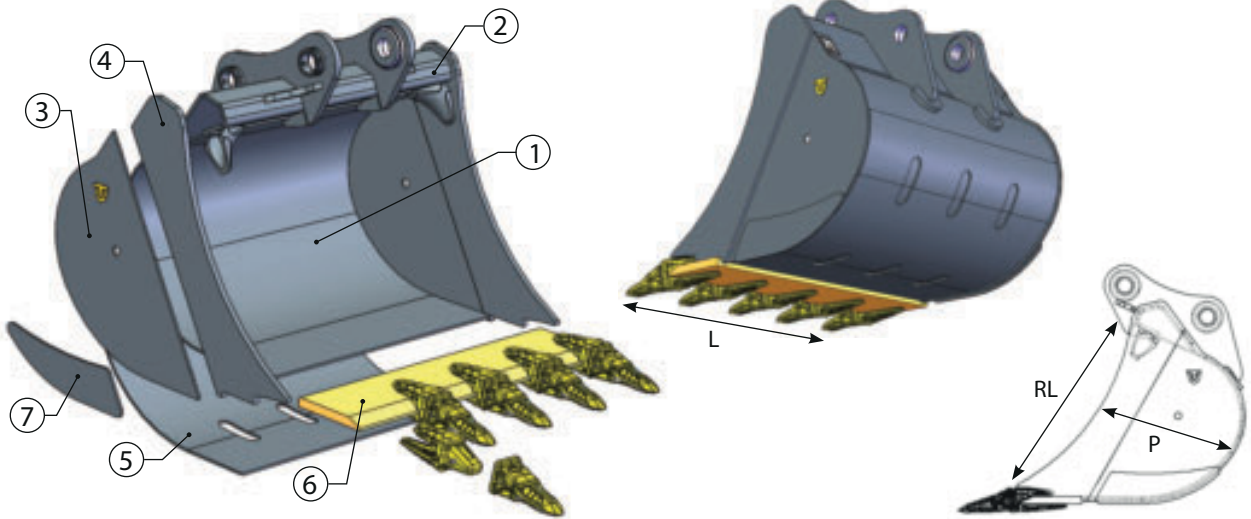
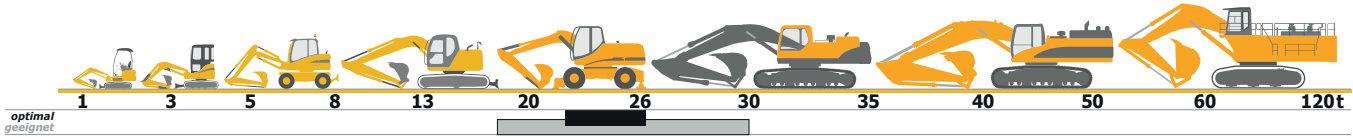
Werkstatt • Lager • Service ^{seit 1977}

D-82229 Seefeld (bei München)

Graf-Toerring-Seefeld-Strasse 9b / 17

Tel. 08152 / 998 969-0 Fax.- 9

T.66 STANDARDLÖFFEL *optimal** für Bagger von 23 bis 26 to



| Classe Class | Codice Code | L mm | Cap. SAE Lt | Denti n° Teeth | Peso Kg Weight | RL mm | P mm | CAT J300 | FEURST FK7 TLR | ESCO U35 S |
|------------------------|----------------|---------|----------------|-------------------|-------------------|----------|-------------|-------------|-------------------|---------------|
| T.66 23 - 26 ton | WSD066-050 | 500 | 325 | 3 | 497 | 1150 | 790 | 3.120,00 | 3.402,00 | 3.988,00 |
| | WSD066-060 | 600 | 415 | 3 | 527 | | | 3.266,00 | 3.564,00 | 4.146,00 |
| | WSD066-070 | 700 | 510 | 3 | 587 | | | 3.418,00 | 3.730,00 | 4.292,00 |
| | WSD066-080 | 800 | 623 | 4 | 652 | | | 3.728,00 | 4.066,00 | 4.874,00 |
| | WSD066-090 | 900 | 720 | 4 | 700 | | | 3.892,00 | 4.246,00 | 5.044,00 |
| | WSD066-100 | 1000 | 820 | 4 | 738 | | | 4.060,00 | 4.430,00 | 5.214,00 |
| | WSD066-120 | 1200 | 1026 | 5 | 865 | | | 4.370,00 | 4.768,00 | 5.790,00 |
| | WSD066-130 | 1300 | 1130 | 5 | 887 | | | 4.570,00 | 4.986,00 | 5.996,00 |
| | WSD066-140 | 1400 | 1237 | 5 | 938 | | | 4.784,00 | 5.220,00 | 6.216,00 |
| | WSD066-150 | 1500 | 1343 | 6 | 987 | | | 5.080,00 | 5.544,00 | 6.774,00 |
| | WSD066-160 | 1600 | 1450 | 6 | 1072 | | | 5.280,00 | 5.760,00 | 6.978,00 |
| | | 1 | 2 | 3 | 4 | 5 | 6 | 7 | 8 | |
| Materiale | Material | S355 | S355 | S355 | S355 | S355 | HB 400 | S355 | / | |
| Spessore | Thickness | 10 mm | 18 mm | 10 mm | 25 mm | 10 mm | 300 x 30 mm | 10 mm | / | |



Schwienbacher Abbruch Technik

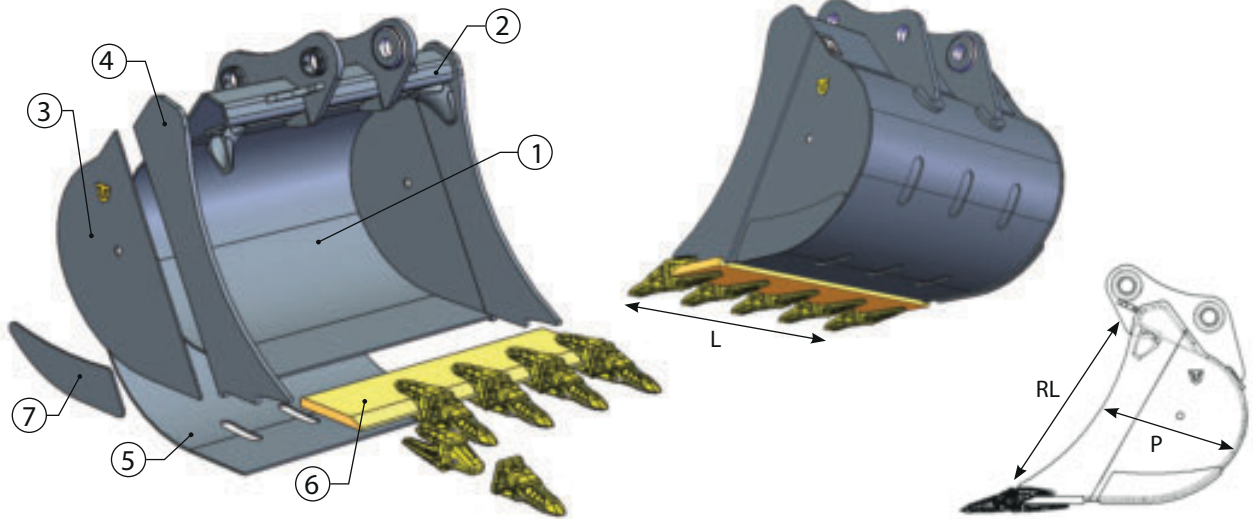
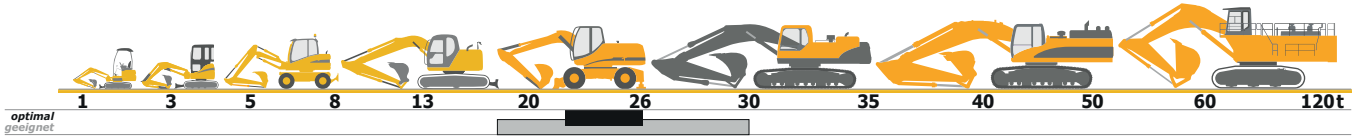
Werkstatt • Lager • Service ^{seit 1977}

D-82229 Seefeld (bei München)

Graf-Toerring-Seefeld-Strasse 9b / 17

Tel. 08152 / 998 969-0 Fax.- 9

T.66 STANDARDLÖFFEL *optimal** für Bagger von 23 bis 26 to



T66 **optimal* = für Bagger von 23 bis 26 t mit Standard-Ausrüstung.

AKERMANN H10B * **ATLAS** 1802, 220 W, 225 LC, 240 LC * **BENATI** 3.22, 3.22B * **BENFRA** 10C/9.10/9.24
 * **CASE** 1088, 1188, CX 255 SR, CX 240B, WX 240, CX 245 DSR, CX 250D * **CATERPILLAR** 320 LINK C, M 325C, 225C, 225D, 324D, 325 FLCR * **JON DEERE** 250G, 245 GLC, 250 GLC * **DAEWOO DOOSAN** S 240, S 250, S 255LCV, DX 255, DX 255LC-5 * **FAI** 1600 * **FIATALLIS** FE 24 * **FIAT HITACHI** FH 220.3, FH 240.3, EX 255
 * **FIAT KOBELCO** EX 255EL/LC * **FORD** 48 * **FURUKAWA** 740LS, 640E * **HALLA** HE 220 LC
 * **HIDROMEK** HMK 220 LCLR * **HITACHI** ZX 245 USLC-6, ZX 250LC-6, ZX 250LCN-6 * **HYDROMAC** H 135, H 145 * **HYUNDAI** 228LC, R 250LC-3/7/9, HX 235L, HX 260L * **JCB** JS 240, JZ 255, JS 260 * **KOBELCO** SK 220, 235SR, 250LC, SK 210D-9, SK 210D-10, SK 260LC-10, SK 260 SRLC-3, SK 270 SRLC-5 * **KOMATSU** PC 220, PC 240-7/8, PC 240LC/NLC-10, PC 240LC/NLC-11
 * **LALTESI** 420, 500HD * **LIEBHERR** A 924B, R 912 LIT, R 914 LIT, R 914B LIT, R 916, A 924 HL LIT, R 924 LIT, A 924 HEAVY L LIT * **NEW HOLLAND** E 265, E 265 EL/LC * **O&K** RH 6PMS/RH 6.20/RH 6.22/RH 8PMS/MH 8.6/RH 6.5 * **PMI** 1000/1200/8.25/9.25
 * **POCLAIN** 90, 115 * **ROCK** 130, 135 * **SANY** SY 245H, SY 265C * **SAMSUNG** SE 240LC.3
 * **TEREX** TC 240LC, TC 240NLC, TC 260LC, TC 260NLC * **VOLVO** EC 240B/C, E 250D, ECR 235E, EC 250E *

geeignet = für Bagger von 21 bis 29 t je nach Ausrüstung.

Andere **Klassen/Größen** bedingt geeignet. Bei Bedarf bitte anfragen!



Schwienbacher Abbruch Technik

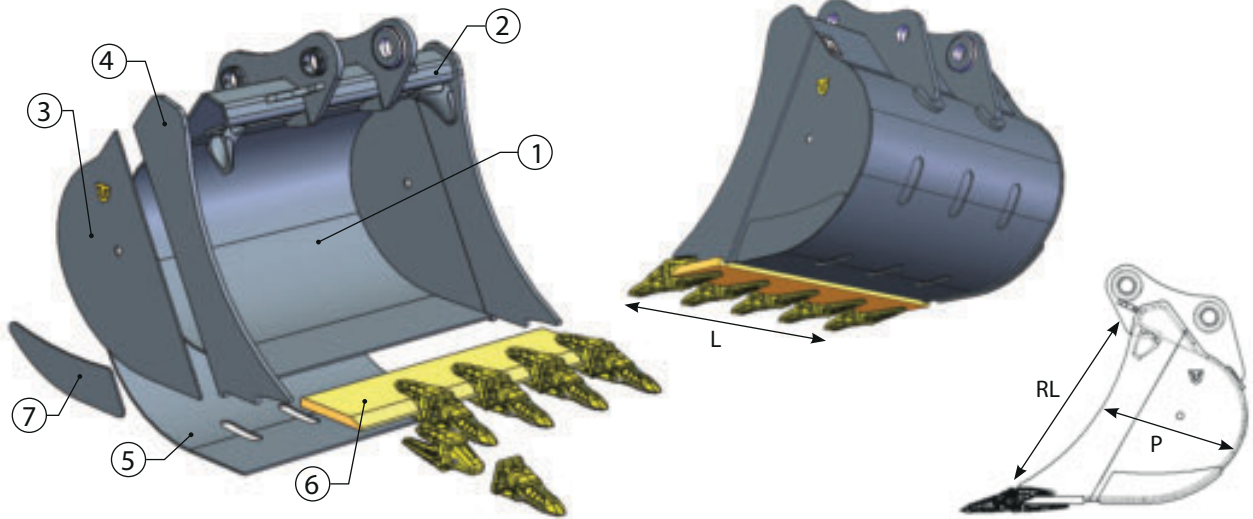
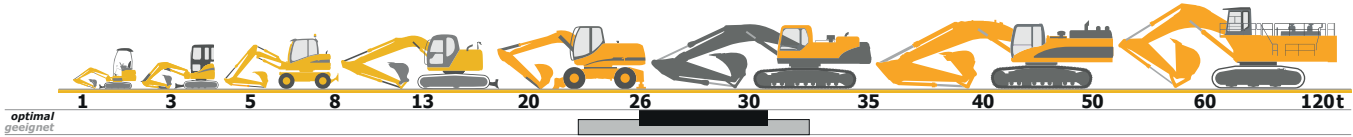
Werkstatt • Lager • Service seit 1977

D-82229 Seefeld (bei München)

Graf-Toerring-Seefeld-Strasse 9b / 17

Tel. 08152 / 998 969-0 Fax.- 9

T.68 STANDARDLÖFFEL *optimal** für Bagger von 26 bis 31 to



| Classe Class | Codice Code | L mm | Cap. SAE Lt | Denti n° Teeth | Peso Kg Weight | RL mm | P mm | CAT J350 | FEURST FK7 TLR | ESCO U35 S |
|------------------------|----------------|---------|----------------|-------------------|-------------------|----------|-------------|-------------|-------------------|---------------|
| T.68 26 - 31 ton | WHS068-060 | 600 | 520 | 3 | 751 | 1250 | 900 | 4.266,00 | 4.656,00 | 5.124,00 |
| | WHS068-070 | 700 | 636 | 3 | 816 | | | 4.468,00 | 4.876,00 | 5.332,00 |
| | WHS068-080 | 800 | 784 | 4 | 887 | | | 4.768,00 | 5.202,00 | 5.826,00 |
| | WHS068-090 | 900 | 906 | 4 | 958 | | | 4.932,00 | 5.382,00 | 5.996,00 |
| | WHS068-100 | 1000 | 1030 | 4 | 1035 | | | 5.100,00 | 5.566,00 | 6.166,00 |
| | WHS068-120 | 1200 | 1285 | 5 | 118 | | | 5.648,00 | 6.162,00 | 7.080,00 |
| | WHS068-130 | 1300 | 1414 | 5 | 118 | | | 5.902,00 | 6.440,00 | 7.218,00 |
| | WHS068-140 | 1400 | 1546 | 5 | 127 | | | 6.164,00 | 6.726,00 | 7.486,00 |
| | WHS068-150 | 1500 | 1678 | 5 | 1290 | | | 6.436,00 | 7.024,00 | 7.772,00 |
| | WHS068-160 | 1600 | 1811 | 6 | 1330 | | | 6.810,00 | 7.430,00 | 8.376,00 |
| | WHS068-170 | 1700 | 1945 | 6 | 1390 | | | 6.990,00 | 7.626,00 | 8.592,00 |
| | | 1 | 2 | 3 | 4 | 5 | 6 | 7 | 8 | |
| Materiale | Material | S355 | S355 | S355 | S355 | S355 | HB 400 | S355 | / | |
| Spessore | Thickness | 10 mm | 18 mm | 10 mm | 30 mm | 10 mm | 400 x 40 mm | 12 mm | / | |



Schwiebacher Abbruch Technik

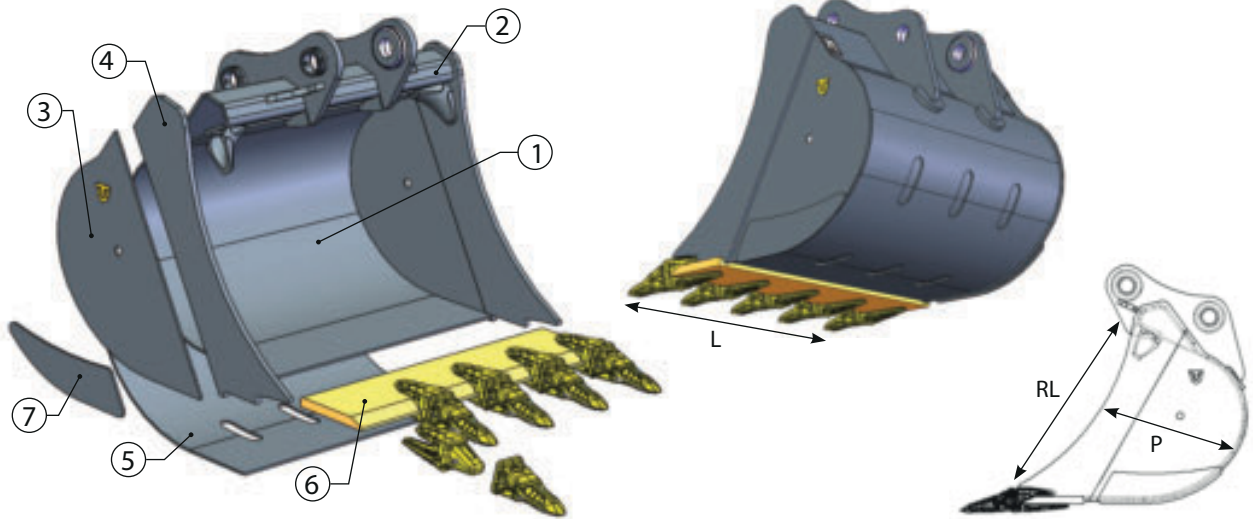
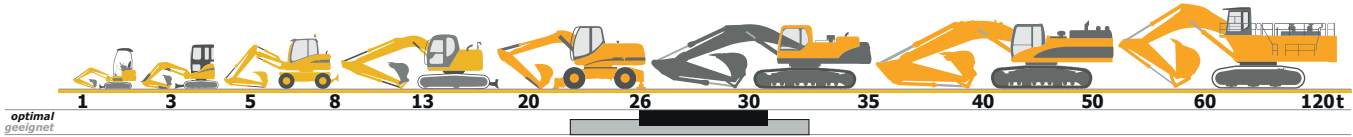
Werkstatt • Lager • Service ^{seit 1977}

D-82229 Seefeld (bei München)

Graf-Toerring-Seefeld-Strasse 9b / 17

Tel. 08152 / 998 969-0 Fax.- 9

T.68 STANDARDLÖFFEL *optimal** für Bagger von 26 bis 31 to



T.68 **optimal* = für Bagger von 26 bis 31 t mit Standard-Ausrüstung.

AKERMANN H14B * **ATLAS** 2004, 340 LC * **BENATI** 230CSB, 270CSB, 370, 3.28, 3.30
 * **BENFRA** 12C/9.11/9.12 * **CASE** 1488, 9033, CX 330, CX 350, CX 350D, CX 370D
 * **CATERPILLAR** 330 LINK D/E, 330D, 330F, 336D, 335 FLCR * **COSMOTER** BAT 25C * **JON DEERE** 350G, 350 GLC * **DAEWOO DOOSAN** DH 320, S 330III/V, S 360LCIII, S 340LCV, DX 340, DX 340LC-5 * **FIATALLIS** FE 28 * **FIAT HITACHI** FH 300.2, FH 330.3, EX 355 * **FIAT KOBELCO** EX 55EL/LC/BEN * **FORD** 50 * **FURUKAWA** 645LS * **HIDROMEK** HMK 370, HMK 300 LCLR * **HITACHI** ZX 330LC-5G, ZX 350LC-6, ZX 350LCN-6, ZX 350LCH-5G * **HYDROMAC** H 150, H 180 * **HYUNDAI** H 230, H 270, R 320LC-3/7, R 360LC-3/7, R 380/9, HX 330L * **JCB** JZ 360, JS 330 * **KOBELCO** SK 330LC, 912, SK 330LC-10 * **KOMATSU** PC 340-7, PC 350-8, PC 360, PC 380, PC 360LC/NLC-10, PC 360LC/NLC-11, PC 365LC/NLC-3 **LALTESI** 541
 * **LIEBHERR** R 934B LIT, R 942 LIT, R 944B LIT, R 936 LIT, R924 CPT TUN LIT, R 934C LFR, R 934C DLN, R938 * **MF** 550 * **NEW HOLLAND** EE 335 LC/NLC, E 385, E 385 EL/LC/BEH
 * **O&K** RH 9E/F, G/PMS, RH 9.5, RH 8.5 * **PMI** 1300, 1500, 8.30, 8.34, 9.26, 9.30, 9.35
 * **POCLAIN** 125 * **ROCK** 125 * **SANY** SY 365H, SY 375H * **SAMSUNG** SE 280LC.2 * **VOLVO** EC 330B, EC 340, EC 360B/C, EC 380D *

geeignet = für Bagger von 23 bis 33 t je nach Ausrüstung.

Andere **Klassen/Größen** bedingt geeignet. Bei Bedarf bitte anfragen!



Schwienbacher Abbruch Technik

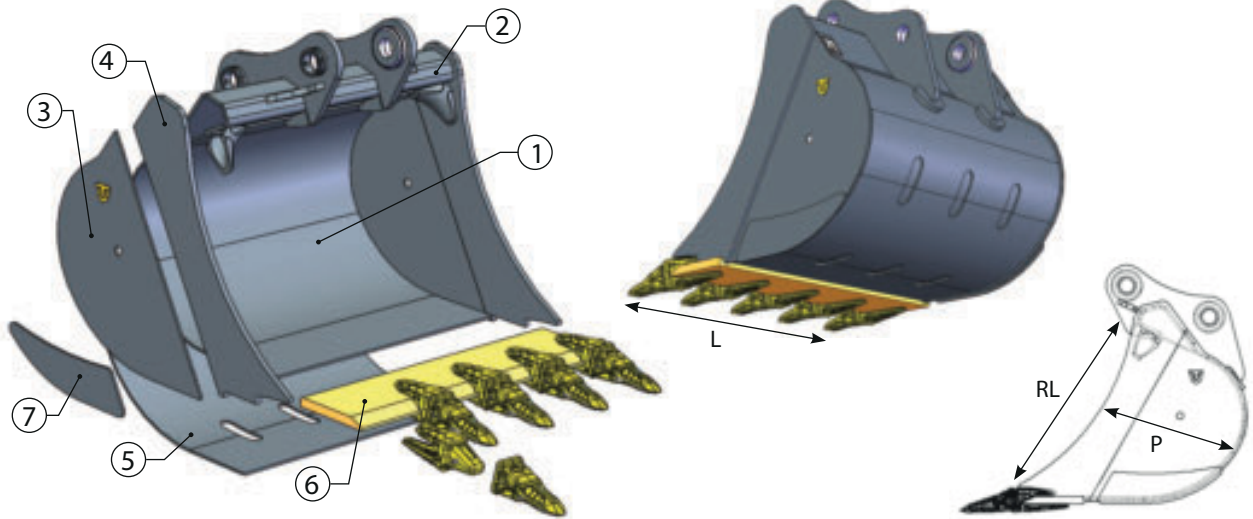
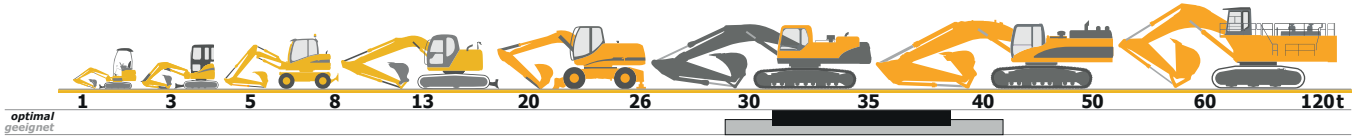
Werkstatt • Lager • Service seit 1977

D-82229 Seefeld (bei München)

Graf-Toerring-Seefeld-Strasse 9b / 17

Tel. 08152 / 998 969-0 Fax.- 9

T.69 STANDARDLÖFFEL *optimal** für Bagger von 31 bis 38 to



| Classe Class | Codice Code | L mm | Cap. SAE Lt | Denti n° Teeth | Peso Kg Weight | RL mm | P mm | CAT J350 | FEURST FK9 TLR | ESCO U35 S |
|----------------------|----------------|---------|----------------|-------------------|-------------------|----------|-------------|-------------|-------------------|---------------|
| T.69 31-38 ton | WHS069-080 | 800 | 874 | 4 | 997 | 1265 | 940 | 5.540,00 | 6.046,00 | 6.382,00 |
| | WHS069-090 | 900 | 1014 | 4 | 1080 | | | 5.876,00 | 6.410,00 | 6.668,00 |
| | WHS069-100 | 1000 | 1117 | 4 | 1115 | | | 6.210,00 | 6.776,00 | 6.956,00 |
| | WHS069-120 | 1200 | 1448 | 5 | 1240 | | | 6.752,00 | 7.370,00 | 7.562,00 |
| | WHS069-130 | 1300 | 1594 | 5 | 1305 | | | 7.100,00 | 7.746,00 | 7.952,00 |
| | WHS069-140 | 1400 | 1742 | 5 | 1370 | | | 7.396,00 | 8.068,00 | 8.282,00 |
| | WHS069-150 | 1500 | 1889 | 5 | 1435 | | | 7.716,00 | 8.418,00 | 8.642,00 |
| | WHS069-160 | 1600 | 2036 | 6 | 1502 | | | 8.198,00 | 8.946,00 | 9.184,00 |
| | WHS069-170 | 1700 | 2183 | 6 | 1570 | | | 8.494,00 | 9.268,00 | 9.514,00 |
| | WHS069-180 | 1800 | 2330 | 6 | 1640 | | | 8.786,00 | 9.586,00 | 9.842,00 |
| | | 1 | 2 | 3 | 4 | 5 | 6 | 7 | 8 | |
| Materiale | Material | S355 | S355 | S355 | S355 | S355 | HB 400 | S355 | / | |
| Spessore | Thickness | 12 mm | 20 mm | 12 mm | 30 mm | 10 mm | 400 x 40 mm | 12 mm | / | |

Info: 05/2021



Schwienbacher Abbruch Technik

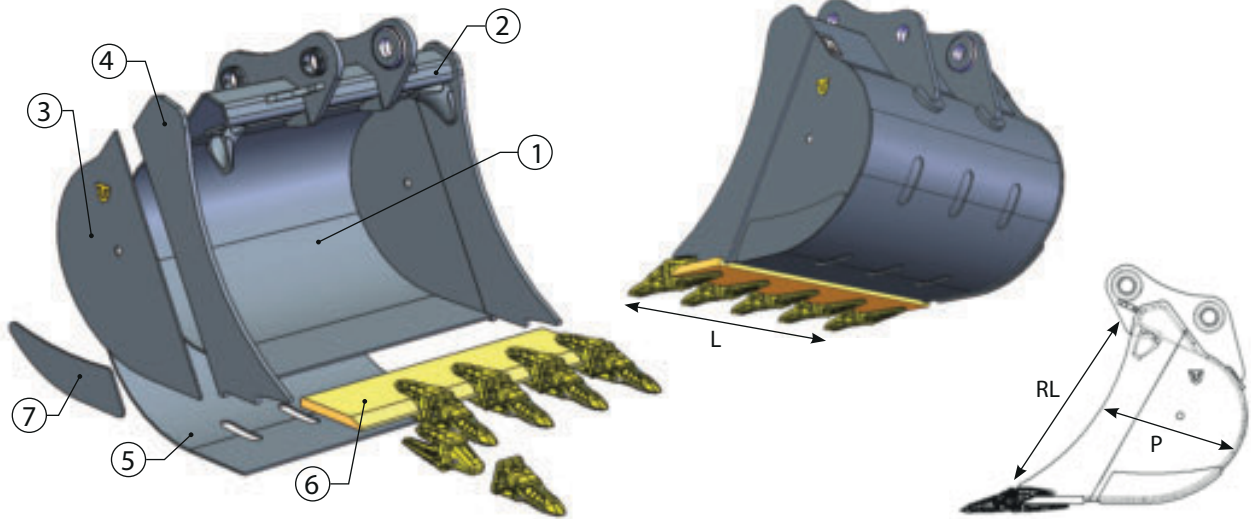
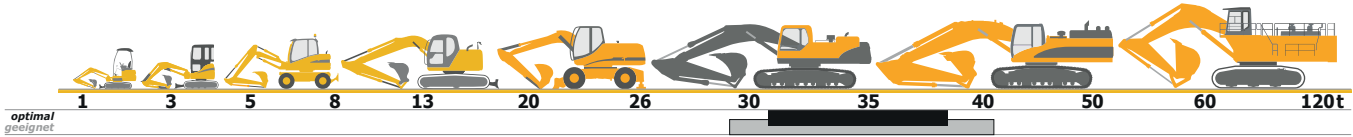
Werkstatt • Lager • Service ^{seit 1977}

D-82229 Seefeld (bei München)

Graf-Toerring-Seefeld-Strasse 9b / 17

Tel. 08152 / 998 969-0 Fax.- 9

T.69 STANDARDLÖFFEL *optimal** für Bagger von 31 bis 38 to



T. 69 **optimal* = für Bagger von 31 bis 38 t mit Standard-Ausrüstung.

AKERMANN H14B * **ATLAS** 2004, 340 LC * **BENATI** 230CSB, 270CSB, 370, 3.28, 3.30
 * **BENFRA** 12C/9.11/9.12 * **CASE** 1488, 9033, CX 330, CX 350, CX 350D, CX 370D
 * **CATERPILLAR** 330 LINK D/E, 330D, 330F, 336D, 335 FLCR * **COSMOTER** BAT 25C * **JON DEERE** 350G, 350 GLC * **DAEWOO DOOSAN** DH 320, S 330III/V, S 360LCIII, S 340LCV, DX 340, DX 340LC-5 * **FIATALLIS** FE 28 * **FIAT HITACHI** FH 300.2, FH 330.3, EX 355 * **FIAT KOBELCO** EX 355EL/LC/BEN * **FORD** 50 * **FURUKAWA** 645LS * **HIDROMEK** HMK 370, HMK 300 LCLR * **HITACHI** ZX 330LC-5G, ZX 350LC-6, ZX 350LCN-6, ZX 350LCH-5G * **HYDROMAC** H 150, H 180 * **HYUNDAI** H 230, H 270, R 320LC-3/7, R 360LC-3/7, R 380/9, HX 330L * **JCB** JZ 360, JS 330 * **KOBELCO** SK 330LC, 912, SK 330LC-10 * **KOMATSU** PC 340-7, PC 350-8, PC 360, PC 380, PC 360LC/NLC-10, PC 360LC/NLC-11, PC 365LC/NLC-3 *
LALTESI 541* **LIEBHERR** R 934B LIT, R 942 LIT, R 944B LIT, R 936 LIT, R924 CPT TUN LIT, R 934C LFR, R 934C DLN, R938 * **MF** 550 * **NEW HOLLAND** EE 335 LC/NLC, E 385, E 385 EL/LC/BEH * **O&K** RH 9E/F, G/PMS, RH 9.5, RH 8.5 * **PMI** 1300, 1500, 8.30, 8.34, 9.26, 9.30, 9.35 * **POCLAIN** 125 * **ROCK** 125 * **SANY** SY 365H, SY 375H * **SAMSUNG** SE 280LC.2
 * **VOLVO** EC 330B, EC 340, EC 360B/C, EC 380D *

geeignet = für Bagger von 29 bis 41 t je nach Ausrüstung.

Andere **Klassen/Größen** bedingt geeignet. Bei Bedarf bitte anfragen!

Info: 05/2021